

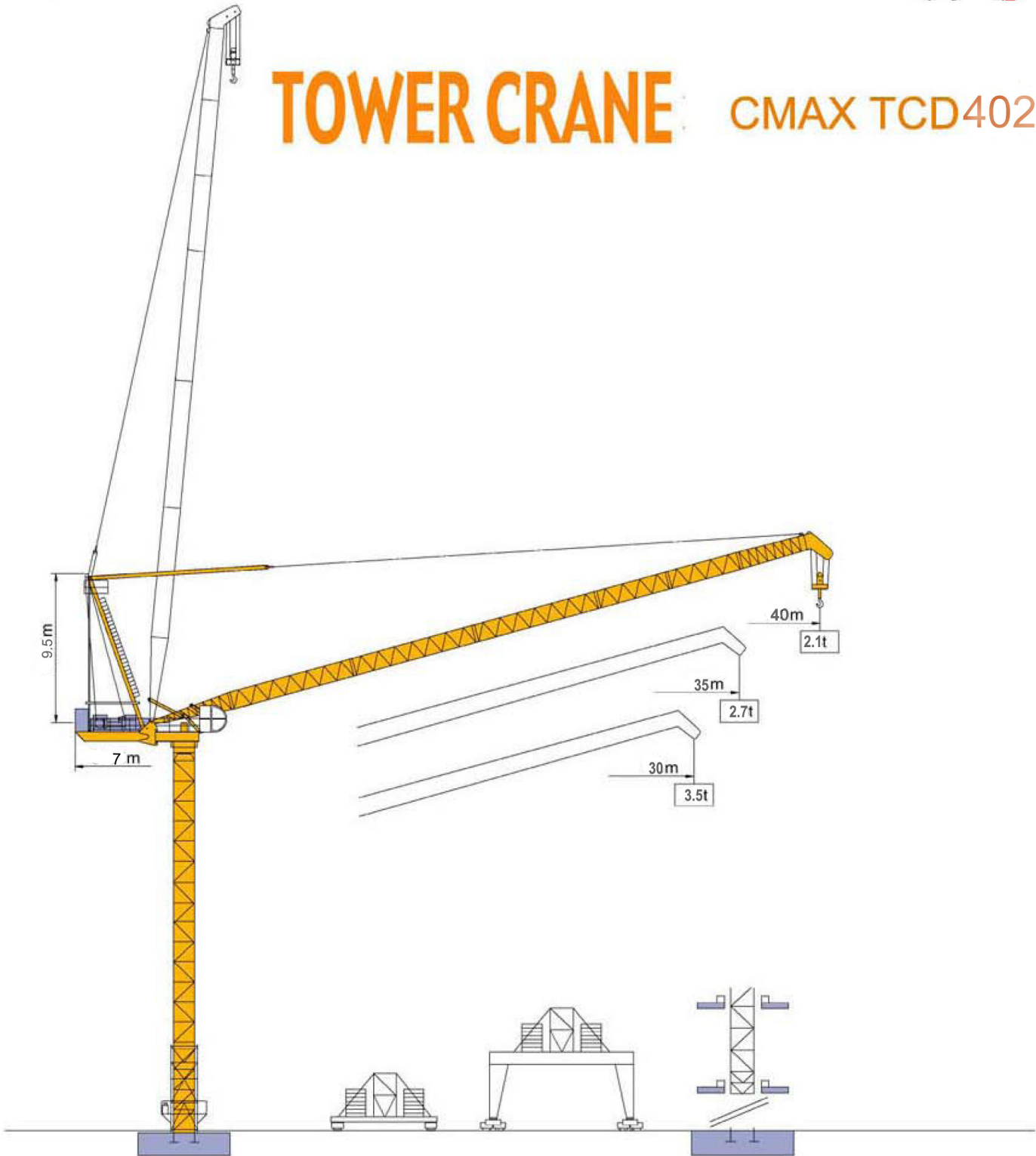


**CMAX LUFFING TOWER CRANE TCD4021 SUPPLY LIST  
(FIXED FOUNDATION TYPE)**

<b>CMAX TCD4021 EXTERNAL CLIMBING TYPE</b>	
Height under hook	250m
Maximum load Capacity	8 tons
Tip load capacity	2.1 tons
Mast section size	1.6X1.6X3M
Jib length	40m
<b>Mechanism Data</b>	
Hoisting mechanism (Capacity enlarged) (Including wire rope 800m)	45LVT25(0 ~ 100m/min)
Luffing mechanism	30DFT20 (15°~84°)
Slewing mechanism	95RCV6X2(0.8r/min)
<b>Scope of supply</b>	
1) Hoisting mechanism (Including wire rope 800m )	1 set
2) Slewing mechanism	1 set
3) Luffing mechanism	1 set
4) Hoisting jib 40m	1 set
5) Counter jib (counter weight frame is included )	1 set
6) Fixing angle(Embedded type/ Reusable type)	1 set
7) Anchorage frame	10 units
8) Standard mast 1.6X1.6X3.0M L46A1	45 units
9) Reinforced mast 1.6X1.6X3.0M L46C	36 units
9) Reinforced monoblock mast 1.6X1.6X7.5M	1 unit
9) Telescoping cage(with pump station,cylinder and yoke)	1 set
10) Slewing platform	1 set
11) Electrical cabinets(Capacity enlarged)	1 set
12) Round cabin with air conditioner	1set
13) Safety devices/Limiters	whole set
14) Full set of standard accessories	
15) Service manual	2 sets
Kindly note: All the electrical parts including invertors and contactors are schneider brand.	

# TOWER CRANE

## CMAX TCD4021



ISO9001 **certified**



CMAx TCD4021

机构特性 Mechanisms specification									kW		
起升 Hoisting		30LFT20	m/min	0-34	0-68	0-102	0-17	0-34	0-51	30	450
			t	4	2	1	8	4	2		
拉臂 Luffing		30DFT20	min	(15° ~84°)2.8						30	
回转 Slewing		95RCV6	r/min	0-0.8						95×2Nm	
电源 Mains supply			380v 50Hz/440v 60Hz								
供电容量 Necessary electric power			100KVA								

CMAx TCD4021A

机构特性 Mechanisms specification									kW		
起升 Hoisting		45LFT 25	m/min	0-38	0-76	0-114	0-19	0-38	0-76	45	800
			t	4	2	1	8	4	2		
拉臂 Luffing		30DFT 20	min	(15° ~84°)2.8						30	
回转 Slewing		95RCV6	r/min	0-0.8						95×2Nm	
电源 Mains supply			380v 50Hz/440v 60Hz								
供电容量 Necessary electric power			125KVA								

※ If you need this type, please consult us

各种参数以修改为准 subject to modification



**CNBM INTERNATIONAL CORPORATION**

17th Floor, NO.4 Building, Zhu Yu Business Center,  
NO.9 Shou Ti South Road, Hai Dian Dist., Beijing, 100048, China

Tel: (0086-10)6879 6340

Fax: (0086-10)6879 6677

Website: [www.cnbm.com.cn](http://www.cnbm.com.cn) [www.cnbmmech.com](http://www.cnbmmech.com)

[www.cmaxmachinery.com](http://www.cmaxmachinery.com)

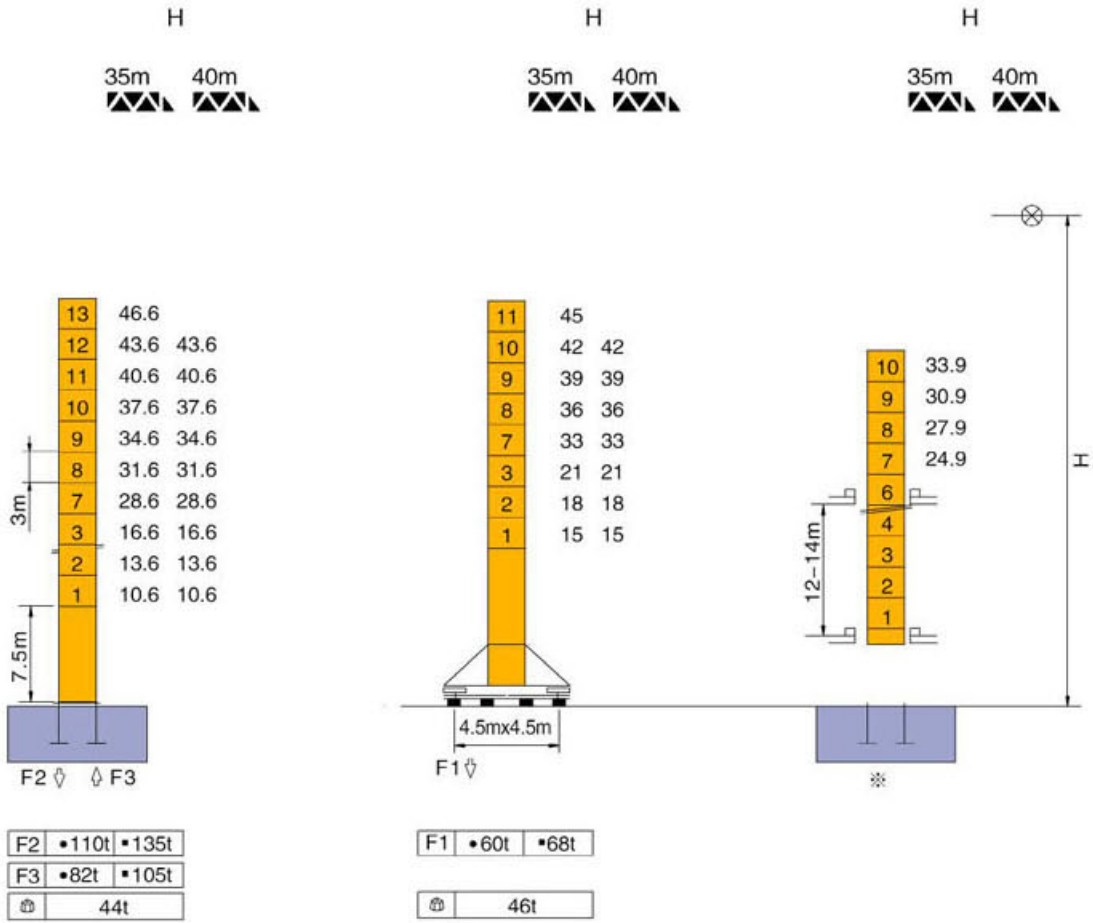
E-mail: [cnbmmech@icnbm.com](mailto:cnbmmech@icnbm.com)



CNBM

CNBM International Corporation

塔身截面 Mast: 1.6m x 1.6m



※采用这种方式请与制造商联系 Consult us

F 反力 Reactions

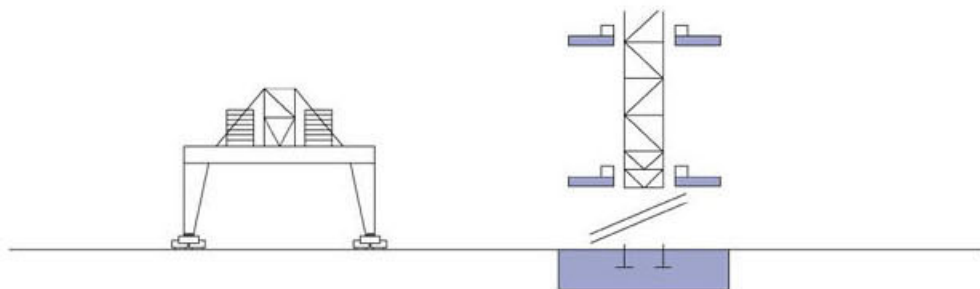
- 工作状态 In service
- 非工作状态 Out of service

自重

不带载荷及配重, 最大臂长及标准高度时的自重。 Without load and ballast with longest jib and self-weight in maximum standing height.

可变换的其他安装方式 Mounting possibilities

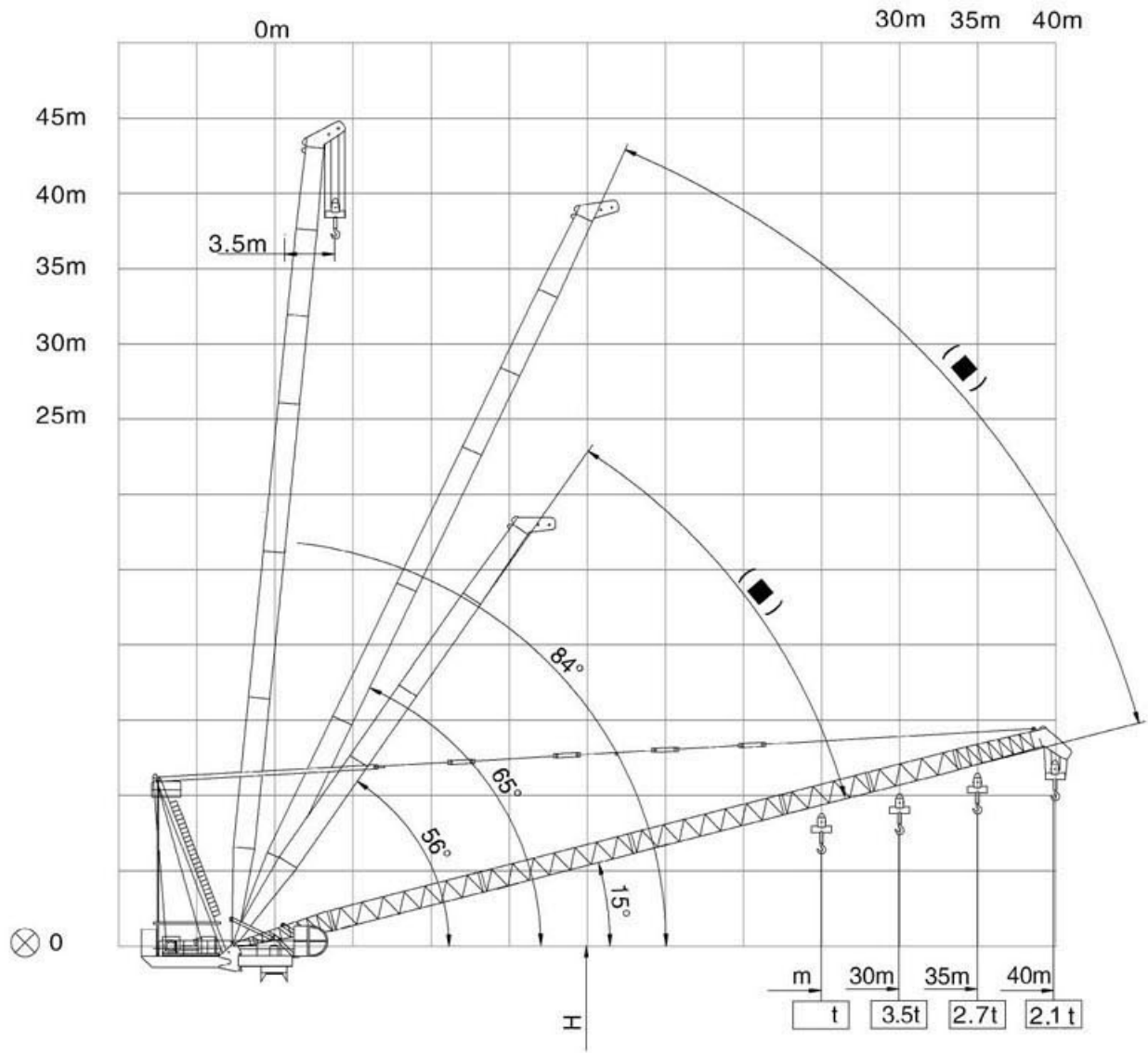
※



※请与制造商联系

※Consult us

载荷特性 Load diagrams



- ( ■ ) Weather vaning position 风向标位置
- ⊗ Jib hinge shaft 臂根铰点